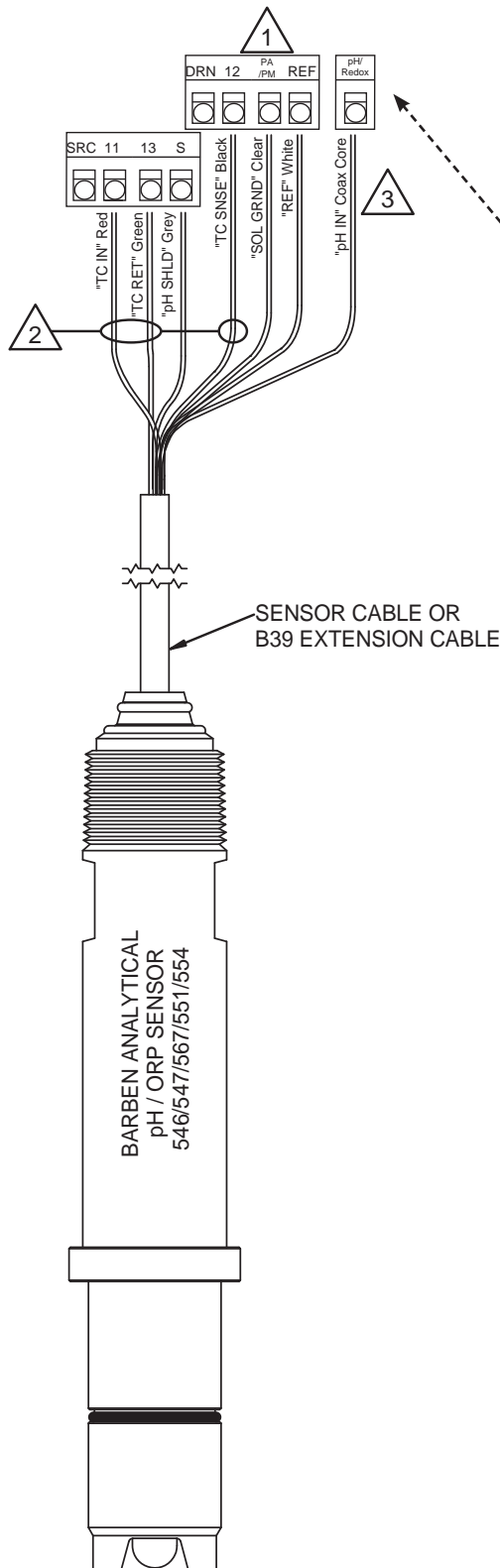


BARBEN SENSOR: "E" TERMINATION

e.g. (B-V-546-X-XX-X-X-X-E-XX)



"IMPORTANT WARNINGS"



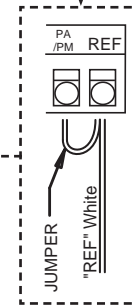
THE WIRING SHOWS A SENSOR WITH A SOLUTION GROUND. THIS OPTION IS DESIGNATED WITH WITH "GT", "UT" OR "LT" IN THE MODEL NUMBER.

e.g. (B-V-546-X-LT-X-X-X-X-X)

SENSORS WITHOUT A SOLUTION GROUND HAVE "FT", "ST" OR "DT" IN THE MODEL NUMBER.

e.g. (B-V-546-X-DT-X-X-X-X-X)

SENSORS WITHOUT A SOLUTION GROUND REQUIRE THAT SENSOR DIAGNOSTICS BE TURNED OFF IN THE TRANSMITTER AND A JUMPER IS INSTALLED AS SHOWN BELOW.



FOR SENSORS WITHOUT TEMPERATURE COMPENSATION DISREGARD TC WIRES. PROGRAM ANALYZER FOR MANUAL TEMPERATURE COMPENSATION.



FOR ORP/REDOX SENSORS COAX CORE WILL BE LABELED AS "ORP IN" AND WIRING IS THE SAME.

ANALYZER CONFIGURATION & SETTINGS

- WIRING

Sensor Lead

"pH IN" - Coax Core Shield
 "pH SHLD" - Coax Shield
 "REF" - White
 "SOL GRND" - Clear (Drain)
 "TC IN" - Red
 "TC SNSE" - Black
 "TC RET" - Green

Analyzer Terminal

pH / Redox
 S
 REF
 PA / PM
 11
 12
 13

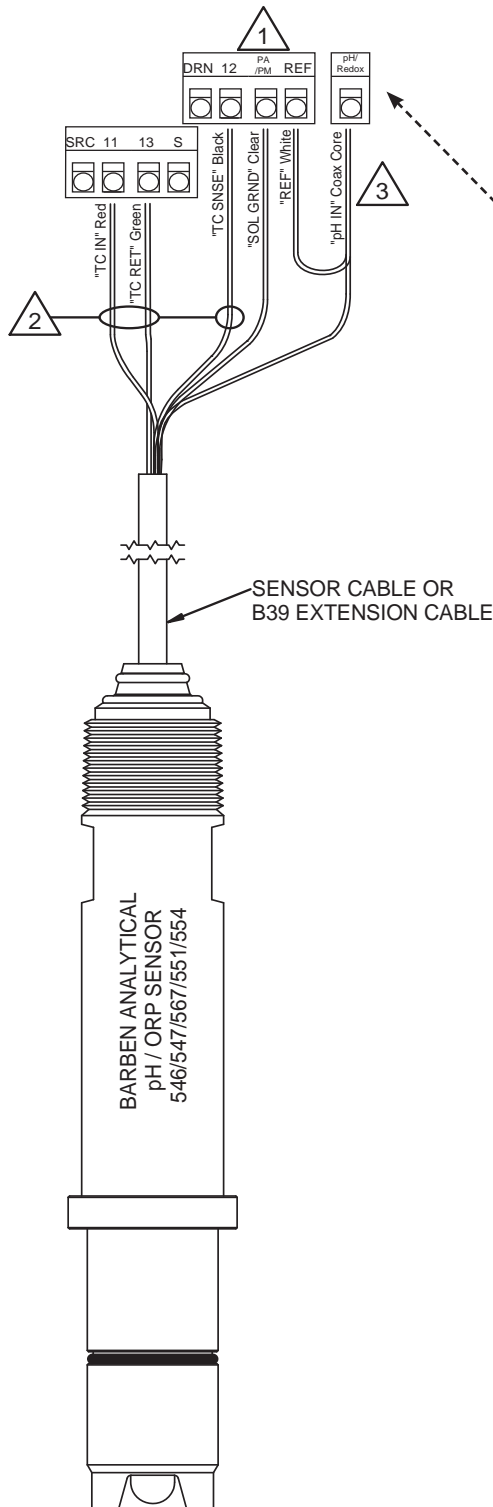
- SELECT PT100 OR PT1000 RTD BASED ON SENSOR
- SELECT AUTOMATIC TEMPERATURE COMPENSATION MODE
- THE CPM253 ANALYZER COMES PRE-CONFIGURED FOR CONNECTION TO EITHER CONVENTIONAL GLASS PH SENSORS OR MEMOSENS DIGITAL SENSORS. THE MEMOSENS VERSION IS NOT COMPATIBLE WITH BARBEN OR OTHER BRANDS OF GLASS PH SENSORS.

Wiring Diagram

Endress & Hauser Liquisys M CPM253

BARBEN SENSOR: "C" TERMINATION

e.g. (B-V-546-X-XX-X-X-**C**-XX)



"IMPORTANT WARNINGS"



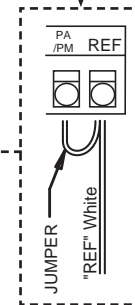
THE WIRING SHOWS A SENSOR WITH A SOLUTION GROUND. THIS OPTION IS DESIGNATED WITH WITH "GT", "UT" OR "LT" IN THE MODEL NUMBER.

e.g. (B-V-546-X-**LT**-X-X-X-X-X)

SENSORS WITHOUT A SOLUTION GROUND HAVE "FT", "ST" OR "DT" IN THE MODEL NUMBER.

e.g. (B-V-546-X-**DT**-X-X-X-X-X)

SENSORS WITHOUT A SOLUTION GROUND REQUIRE THAT SENSOR DIAGNOSTICS BE TURNED OFF IN THE TRANSMITTER AND A JUMPER IS INSTALLED AS SHOWN BELOW.



FOR SENSORS WITHOUT TEMPERATURE COMPENSATION DISREGARD TC WIRES. PROGRAM ANALYZER FOR MANUAL TEMPERATURE COMPENSATION.



FOR ORP/REDOX SENSORS COAX CORE WILL BE LABELED AS "ORP IN" AND WIRING IS THE SAME.

ANALYZER CONFIGURATION & SETTINGS

- WIRING

Sensor Lead

"pH IN" - Coax Core Shield
 "REF" - White
 "SOL GRND" - Clear (Drain)
 "TC IN" - Red
 "TC SNSE" - Black
 "TC RET" - Green

Analyzer Terminal

pH / Redox
 REF
 PA / PM
 11
 12
 13

- SELECT PT100 OR PT1000 RTD BASED ON SENSOR
- SELECT AUTOMATIC TEMPERATURE COMPENSATION MODE
- THE CPM253 ANALYZER COMES PRE-CONFIGURED FOR CONNECTION TO EITHER CONVENTIONAL GLASS PH SENSORS OR MEMOSENS DIGITAL SENSORS. THE MEMOSENS VERSION IS NOT COMPATIBLE WITH BARBEN OR OTHER BRANDS OF GLASS PH SENSORS.

Barben Analytical reserves the right to make technical changes or modify the contents of this document without prior notice. We reserve all rights in this document and in the subject matter and illustrations contained within.