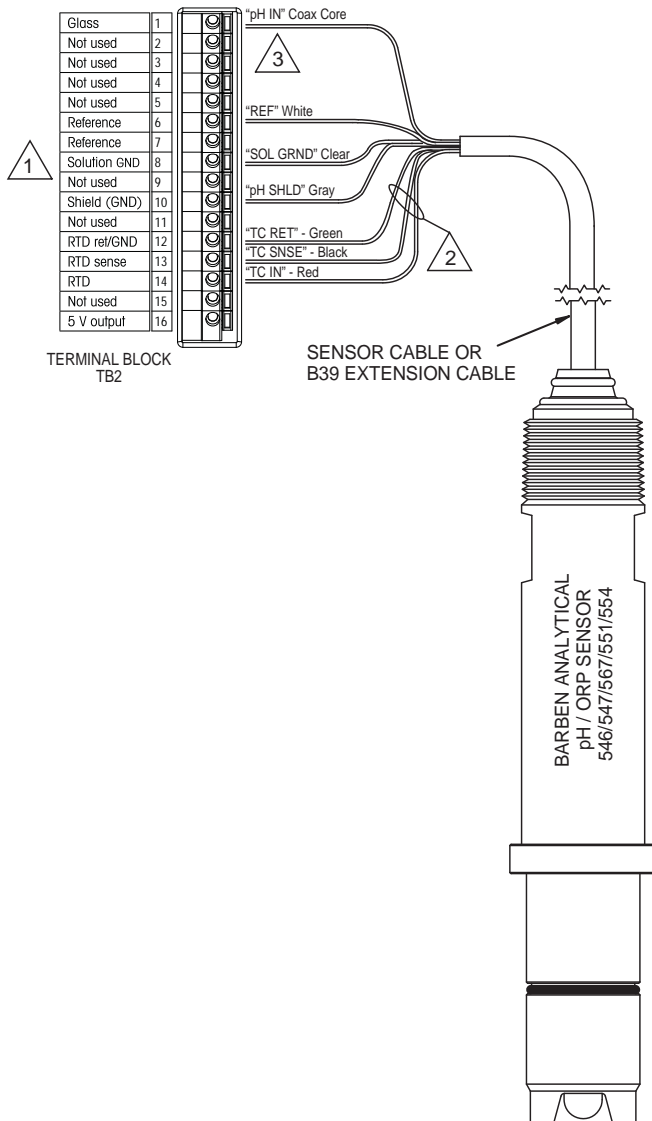


BARBEN SENSOR: "E" TERMINATION

e.g. (B-V-546-X-XX-X-X-E-XX)



"IMPORTANT WARNINGS"



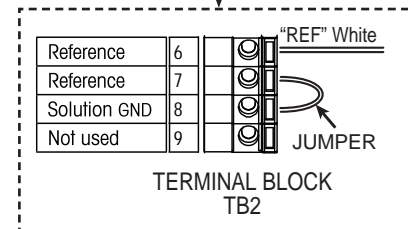
THE WIRING SHOWS A SENSOR WITH A SOLUTION GROUND. THIS OPTION IS DESIGNATED WITH WITH "GT", "UT" OR "LT" IN THE MODEL NUMBER.

e.g. (B-V-546-X-LT-X-X-X-X-X)

SENSORS WITHOUT A SOLUTION GROUND HAVE "FT", "ST" OR "DT" IN THE MODEL NUMBER.

e.g. (B-V-546-X-DT-X-X-X-X-X)

SENSORS WITHOUT A SOLUTION GROUND REQUIRE THAT SENSOR DIAGNOSTICS BE TURNED OFF IN THE TRANSMITTER AND A JUMPER IS INSTALLED AS SHOWN BELOW.



FOR SENSORS WITHOUT TEMPERATURE COMPENSATION DISREGARD TC WIRES. PROGRAM ANALYZER FOR MANUAL TEMPERATURE COMPENSATION (FIXED).



FOR ORP/REDOX SENSORS COAX CORE WILL BE LABELED AS "ORP IN" AND WIRING IS THE SAME.

ANALYZER CONFIGURATION & SETTINGS

• WIRING

Sensor Lead

"pH IN" - Coax Core Shield
 "REF" - White
 "SOL GRND" - Clear (Drain)
 "pH SHLD" - Coax Shield
 "TC RET" - Green
 "TC SNSE" - Black
 "TC IN" - Red

Terminal Block TB2

Terminal (1)
 Terminal (6)
 Terminal (8)
 Terminal (10)
 Terminal (12)
 Terminal (13)
 Terminal (14)

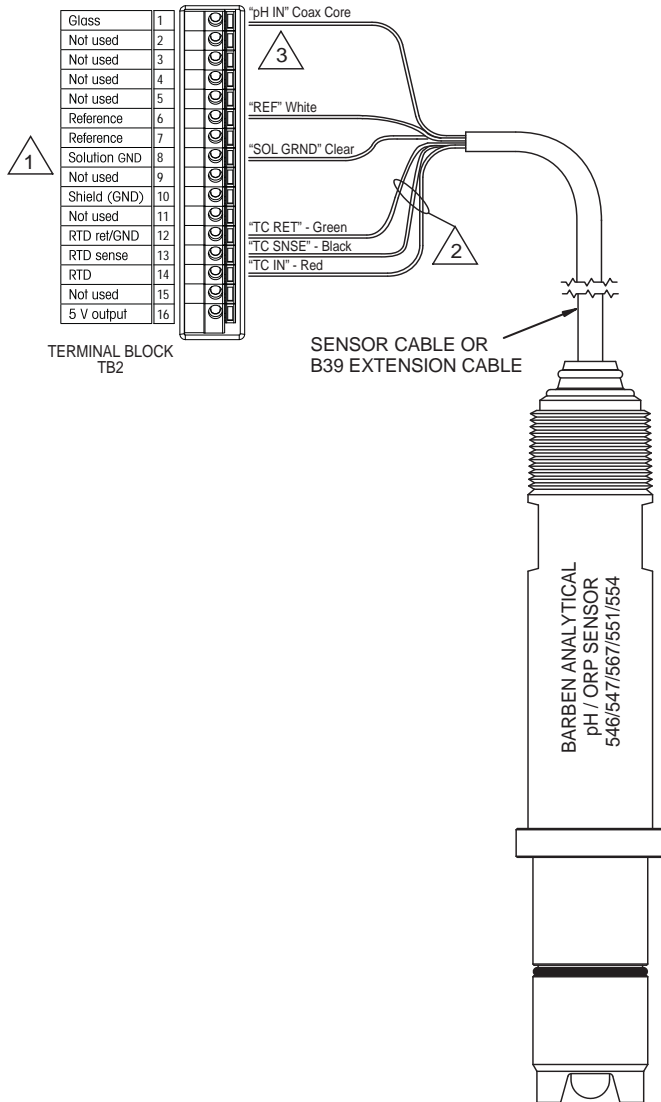
- SELECT PT100 OR PT1000 RTD BASED ON SENSOR
- SELECT AUTOMATIC TEMPERATURE COMPENSATION MODE
- THE M800 IS A MULTIPARAMETER TRANSMITTER. THE INPUT CHANNEL SETUP MUST BE SET FOR ANALOG PH/ORP.

Wiring Diagram

Mettler Toledo M800

BARBEN SENSOR: "C" TERMINATION

e.g. (B-V-546-X-XX-X-X-X-**C**-XX)



"IMPORTANT WARNINGS"



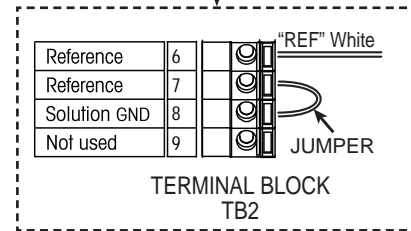
THE WIRING SHOWS A SENSOR WITH A SOLUTION GROUND. THIS OPTION IS DESIGNATED WITH WITH "GT", "UT" OR "LT" IN THE MODEL NUMBER.

e.g. (B-V-546-X-**LT**-X-X-X-X-X)

SENSORS WITHOUT A SOLUTION GROUND HAVE "FT", "ST" OR "DT" IN THE MODEL NUMBER.

e.g. (B-V-546-X-**DT**-X-X-X-X-X)

SENSORS WITHOUT A SOLUTION GROUND REQUIRE THAT SENSOR DIAGNOSTICS BE TURNED OFF IN THE TRANSMITTER AND A JUMPER IS INSTALLED AS SHOWN BELOW.



FOR SENSORS WITHOUT TEMPERATURE COMPENSATION DISREGARD TC WIRES. PROGRAM ANALYZER FOR MANUAL TEMPERATURE COMPENSATION.



FOR ORP/REDOX SENSORS COAX CORE WILL BE LABELED AS "ORP IN" AND WIRING IS THE SAME.

ANALYZER CONFIGURATION & SETTINGS

- WIRING

Sensor Lead

"pH IN" - Coax Core Shield
 "REF" - White
 "SOL GRND" - Clear (Drain)
 "TC RET" - Green
 "TC SNSE" - Black
 "TC IN" - Red

Terminal Block TB2

Terminal (1)
 Terminal (6)
 Terminal (8)
 Terminal (12)
 Terminal (13)
 Terminal (14)

- SELECT PT100 OR PT1000 RTD BASED ON SENSOR
- SELECT AUTOMATIC TEMPERATURE COMPENSATION MODE
- THE M800 IS A MULTIPARAMETER TRANSMITTER. THE INPUT CHANNEL SETUP MUST BE SET FOR ANALOG PH/ORP.

Barben Analytical reserves the right to make technical changes or modify the contents of this document without prior notice. We reserve all rights in this document and in the subject matter and illustrations contained within.